













## 4 Stages of language learning

## Nouns (People, Places, Things)

(using pictures or objects)

Stage	Teacher's commands	Teacher	Learner
<b>1) Listening</b>  Learners just listen to the teacher saying the words, they don't speak.	"Listen. Don't speak."  	Point to picture/object and <u>say the word</u> .  	<u>Listen</u> (no speaking)  
<b>2) Listen and show understanding</b>  Learners can point to the correct picture/object when you say the words.	"Where is..." <i>or</i> "Point to ..."  	Ask learner " <u>where is the...</u> "  	<u>Point</u> to the right object or picture. Don't speak.  
<b>3) Repeating</b>  Learners repeat the words after you	"Repeat." <i>or</i> "You speak."  	Ask the learner to <u>repeat</u> the word after you.  	<u>Repeat</u> each word after the teacher.  
<b>4) Speaking</b>  Learners can say the word when you ask "what's that?".	"What?" <i>or</i> "What's this?"  	Point to an object or picture, ask the learner " <u>What's this?</u> "  	<u>Say</u> the right word  

### Remember

\*repeat each step at least 3 times





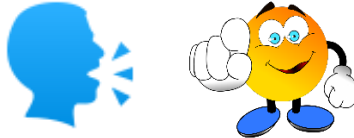







\*use body language/sign language to get your meaning across

\*use lots of praise

## 4 Stages of language learning

### Verbs (action words) (using actions)



Stage	Teacher's commands	Teacher	Learner
<p><b>1) Listening</b></p> <p>Learners listen to the teacher saying the words, they don't speak.</p> <p>Both teacher and learner do the actions.</p>	<p>"Listen. Don't speak."</p> 	<p>Do the action and <u>say the word</u>.</p> 	<p><u>Listen</u> (no speaking). <u>Do</u> the action.</p> 
<p><b>2) Listen and show understanding</b></p> <p>Learners can do the correct action when you say the words.</p>	<p>"Now you" or "Show me..."</p> 	<p><u>Say the word</u>, and get the learner to do the action (without showing them).</p> 	<p><u>Do</u> the action. Don't speak.</p> 
<p><b>3) Repeating</b></p> <p>Learners repeat the words after you, while doing the action.</p>	<p>"Repeat." or "You speak."</p> 	<p>Do the action and <u>ask the learner to repeat</u> the word after you.</p> 	<p><u>Repeat</u> each word after the teacher. <u>Do</u> the action.</p> 
<p><b>4) Speaking</b></p> <p>Learners can say the word when you ask "what am I doing?"</p>	<p>"What"? or "What's this?" or "What am I doing?"</p> 	<p>Do the action <u>and ask the learner what you are doing</u>.</p> 	<p><u>Say</u> the right word. <u>Do</u> the action.</p> 

--	--	--	--

**Remember**

\*repeat each step at least 3 times

\*use body language/sign language to get your meaning across

\*use lots of praise